

		2017A	2018A	2019E	2020E	2021E
		102.93	140.46	174.01	205.17	235.81
	yoy%	47.04%	36.46%	23.89%	17.91%	14.94%
		12.39	15.08	20.56	25.31	29.21
	yoy%	20.43%	21.74%	36.33%	23.10%	15.39%
		0.83	1.01	1.38	1.70	1.96
		0.26	2.19	0.61	2.52	0.94
		18.4%	19.1%	20.7%	21.6%	21.2%
	P/E	25.40	20.86	15.30	12.43	10.77
	PEG	0.95	0.85	0.59	0.46	0.44
	P/B	4.69	3.98	3.17	2.69	2.29

S0740518010001
021-20315169
Email zhangyan@r qlzq.com.cn

Email zhuzk@r qlzq.com.cn

Email sunying@r qlzq.com.cn

		3 27	2018	2018	
		140.46	36.46%	15.08	
		21.75%	13.23	15.95%	
	2018Q4	47.45	42.82%	2018Q4	
		3.94	6.43%		
	"	+	"	2018	
				2018Q1-Q4	
	报	19.05/37.08/36.88/49.03		27.2%/31.8%/38.6%/47.56%	
		2018	Q4		
	"	+	"	Q4	

版

1

TOP100

52

2017

47

2018

2

+

"

"

3

"

"

"

"

"

"

12.4

2019-2020

"

"

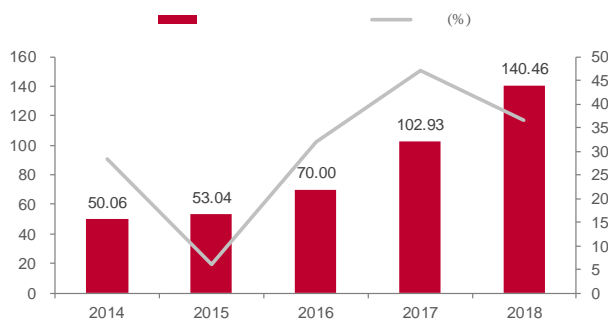
20.6

25.3

PE

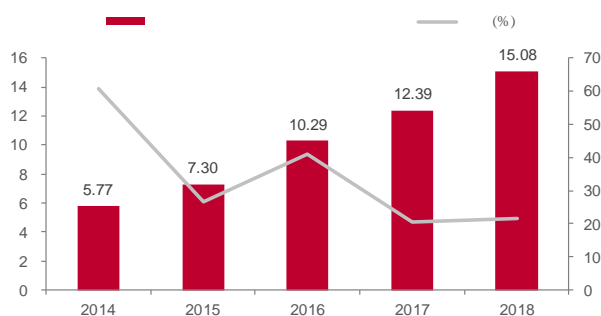
15.3

1



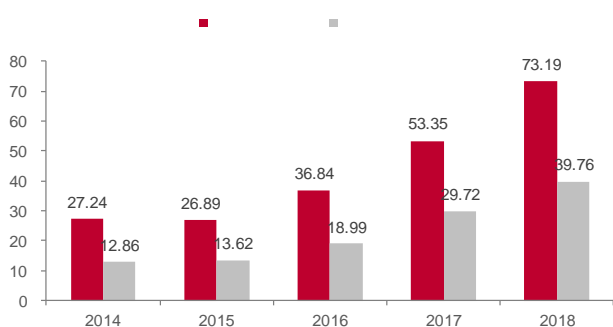
wi nd,

2



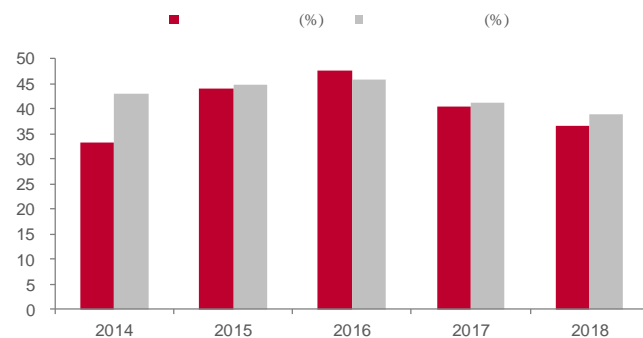
wi nd,

3

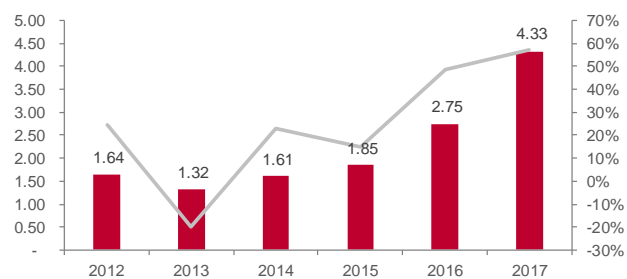


4

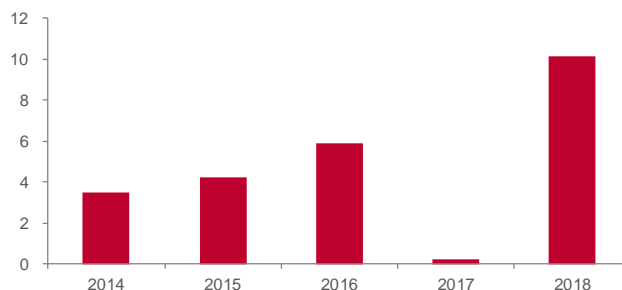
%



5



6



		6~12	15%
		6~12	5%~15%
		6~12	-10%~+5%
		6~12	10%
		6~12	10%
		6~12	-10%~+10%
		6~12	10%
A	版 300	6~12	500